

QUICK TIPS

- Log in first, using your library card number.
- Your PIN number is the last 4 digits of your library barcode unless you have changed it.
- PrairieCat will search all libraries unless you choose a specific library location.
- If you are at a public computer in a library, don't forget to log out before you leave the computer.

"It is a law of nature we overlook,
that intellectual versatility is the
compensation for change,
danger, and trouble."

H.G. Wells, *The Time Machine*



**Questions about Vega?
We're here to help!**



Mokena Community Public Library District



Mokena Public Library

VEGA

NEW ONLINE CARD CATALOG

THERE'S A NEW LOOK
TO THE ONLINE CATALOG!

COMING NOVEMBER 30

Here's what you have to look forward to:

- All versions of an item on one record.
- E-media will show up in the online catalog.
- Reading history and lists will be transitioning over.
- More responsive filters when searching.
- Improved list making through the bookmarking feature.

Try out the new
catalog by scanning
the code ----->





NEW FEATURES

Simplified Searches

The new catalog includes formats (physical books, large print books, and audiobooks) and editions will be displayed in one result together.

Read-a-Likes

Once you select a title, scroll down for recommendations, related topics, and reader reviews.

My Bookshelf

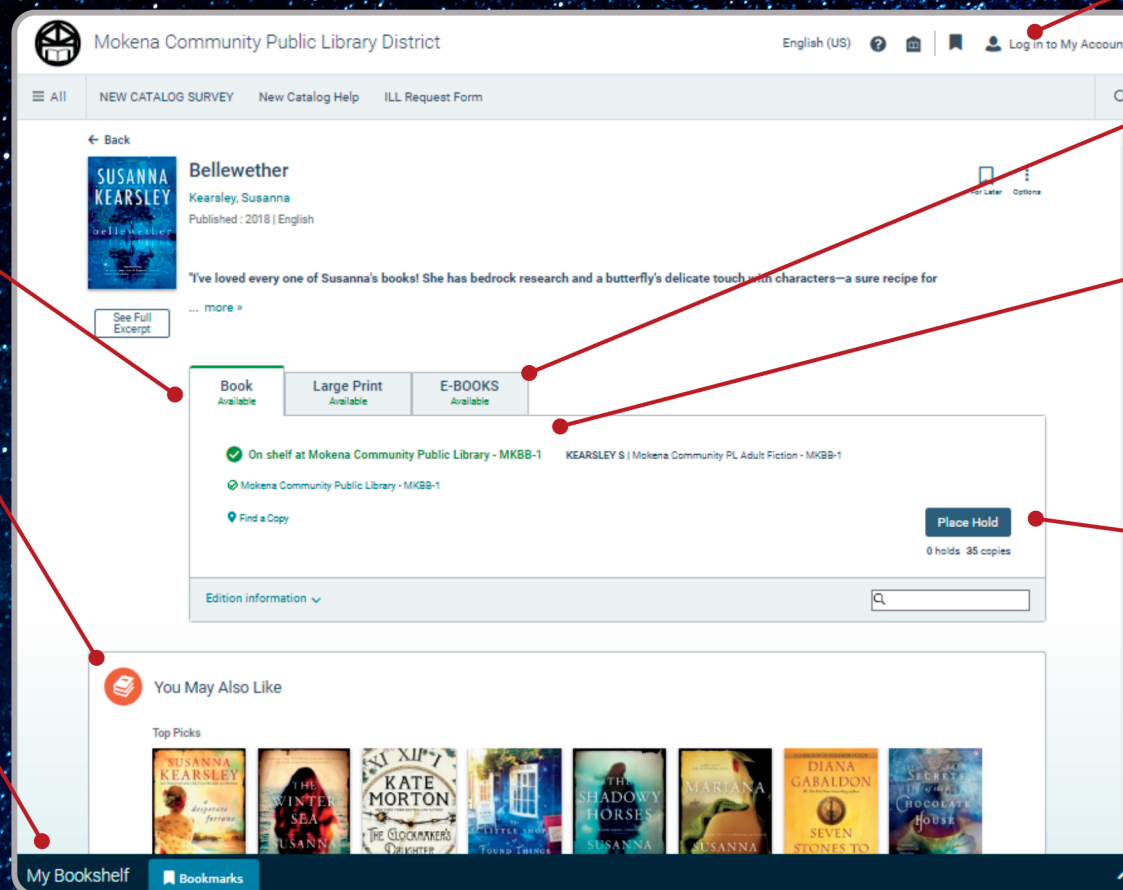
Once you've logged in, you can save searches, create and edit lists, and opt in to save your reading history in **My Bookshelf**.

Bookmarking

Improved list making through the bookmarking feature.

Series Lists

When searching for a title that is part of a series, the new catalog shows more titles in the series! Just select the title to see the series list.



Accessing the New Features

Log in to access all the features that the catalog offers.

E-media

E-media will show up in the online catalog.

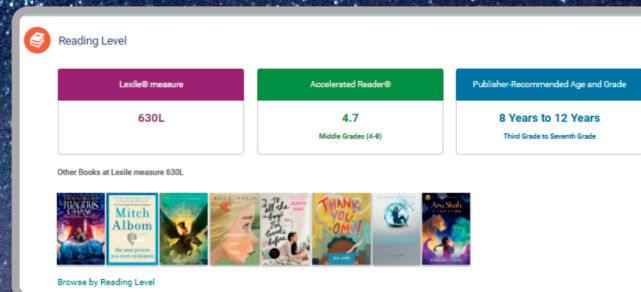
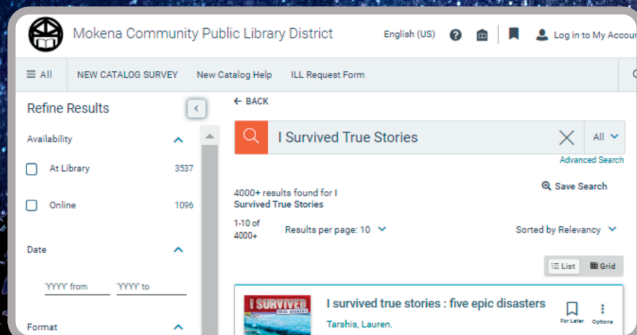
Item Availability

When you log in and perform a search, the **Search Results** page and the **Resource** page list availability at your home library first. The catalog lists availability at other locations after the home location.

Placing Holds

Log in, perform a search, and select the preferred item format. Click **Place Hold** button and confirm the pickup location (the default is your library). A

Request Successful message will appear when the hold is placed. You will receive a notification once the item is ready for pickup.



Browse by Reading Level

After selecting a juvenile book title, scroll down to view the reading level. Select "Browse by Reading Level" to search by Lexile measure, Accelerated Reader, or age/grade range.